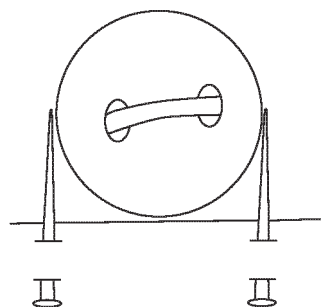
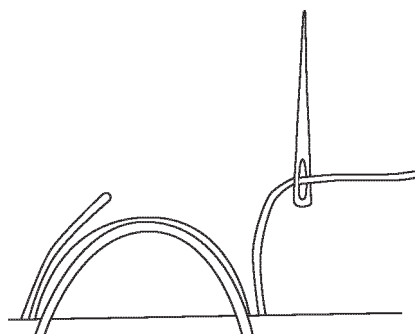


How to make a button loop

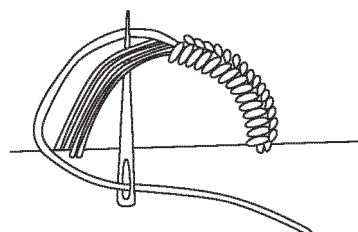
- Sew on button.
- Use pins or coloured threads to mark where loop needs to be placed.



- Pull yarn through edge of knitting at one marked point leaving a short end.
- Make a loop of thread wide enough to go over button.
- Pull thread through at other mark.
- Repeat to make 4 strands.



- Stitch over all strands and loose end drawing needle point in between loops and needle thread.
- Fasten off at other side of loop.



SIRDAR