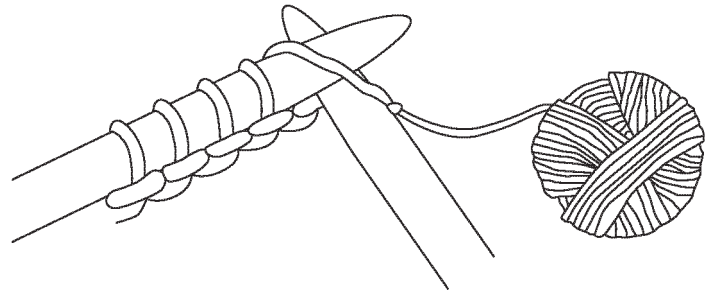
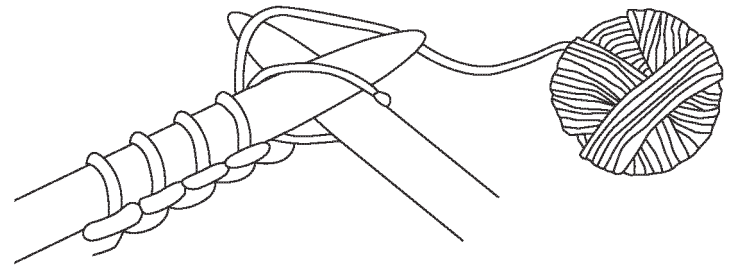


How to knit

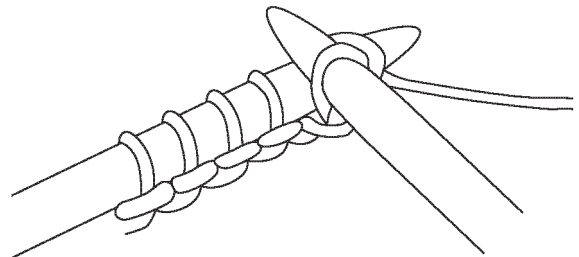
- Hold needle with cast on stitches in left hand and empty needle under right arm as for cast on. The tail of yarn will be under the first stitch on a **right side row**. Push right hand needle through 1st stitch.



- Wind ball end of yarn under then over right hand needle.



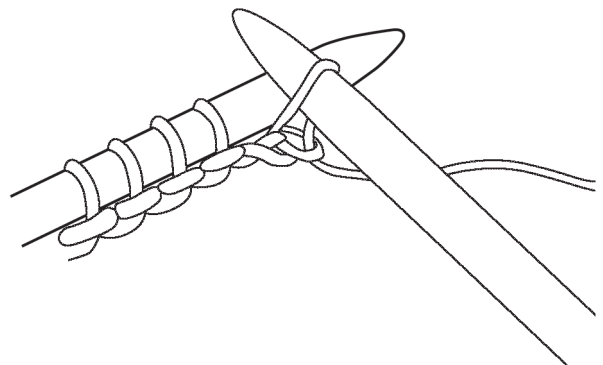
- Pull yarn through to make a loop.



- Keeping loop (which will now be the new stitch) on right hand needle, drop old stitch off left hand needle.

Repeat until there are no more stitches on left hand needle. (You have just completed a row).

- Swap needles so that empty needle is in right hand again to start next row.



SIRDAR